

»» Features

- ☐ 30A general purpose Power Relays.
- ☐ UL Class F and 10KV surge.
- ☐ With & without quick terminals on top.
- ☐ SPNO, SPNC, SPDT contact configurations.
- ☐ Open frame, dust cover sealed flux free & sealed washable flange cover etc. are both available.
- ☐ Comply with RoHS-Directive 2002/95/EC.



»» Type List

◆ 855AP

Terminal style	Contact form	UL Insulation system approval	Designation (provided with)		
			Flux tight	Sealed type	Sealed type washable
P (PCB terminal)	1A (SPNO)	-----	855AP-1A-C	855AP-1A-V	855AP-1A-S
		F	855AP-1A-F-C	855AP-1A-F-V	855AP-1A-F-S
		-----	855AP-1A-C-B	855AP-1A-V-B	855AP-1A-S-B
		F	855AP-1A-F-C-B	855AP-1A-F-V-B	855AP-1A-F-S-B
	1C (SPDT)	-----	855AP-1C-C	855AP-1C-V	855AP-1C-S
		F	855AP-1C-F-C	855AP-1C-F-V	855AP-1C-F-S
		-----	855AP-1C-C-B	855AP-1C-V-B	855AP-1C-S-B
		F	855AP-1C-F-C-B	855AP-1C-F-V-B	855AP-1C-F-S-B

◆ 855AW

Terminal style	Contact form	Insulation system	Designation
			Flanged cover
W (quick terminal)	1A (SPNO)	-----	855AW-1A-C1
		F	855AW-1A-F-C1
		-----	855AW-1A-C1-B
		F	855AW-1A-F-C1-B
	1C (SPDT)	-----	855AW-1C-C1
		F	855AW-1C-F-C1
		-----	855AW-1C-C1-B
		F	855AW-1C-F-C1-B

855A

◆ 855AWP

Terminal style	Contact form	Insulation system	Designation		
			Flux tight	Sealed type	Sealed type washable
WP (PCB terminal & quick terminal)	1A (SPNO)	-----	855AWP-1A-C	855AWP-1A-V	855AWP-1A-S
		F	855AWP-1A-F-C	855AWP-1A-F-V	855AWP-1A-F-S
		-----	855AWP-1A-C-B	855AWP-1A-V-B	855AWP-1A-S-B
		F	855AWP-1A-F-C-B	855AWP-1A-F-V-B	855AWP-1A-F-S-B
	1C (SPDT)	-----	855AWP-1C-C	855AWP-1C-V	855AWP-1C-S
		F	855AWP-1C-F-C	855AWP-1C-F-V	855AWP-1C-F-S
		-----	855AWP-1C-C-B	855AWP-1C-V-B	855AWP-1C-S-B
		F	855AWP-1C-F-C-B	855AWP-1C-F-V-B	855AWP-1C-F-S-B

◆ 855AWP

Terminal style	Contact form	Insulation system	Designation	
			Flux tight cover without shroud	Sealed type washable without shroud
WP (PCB terminal & quick terminal)	1A (SPNO)	-----	855AWP-1A-C2	855AWP-1A-S2
		F	855AWP-1A-F-C2	855AWP-1A-F-S2
		-----	855AWP-1A-C2-B	855AWP-1A-S2-B
		F	855AWP-1A-F-C2-B	855AWP-1A-F-S2-B
	1C (SPDT)	-----	855AWP-1C-C2	855AWP-1C-S2
		F	855AWP-1C-F-C2	855AWP-1C-F-S2
		-----	855AWP-1C-C2-B	855AWP-1C-S2-B
		F	855AWP-1C-F-C2-B	855AWP-1C-F-S2-B

»» Ordering Information

855A W - 1A - ☐ - ☐ - ☐
 1 2 3 4 5 6

1. 855A -- Basic series designation

2. W -- Quick terminals

P -- PCB terminals

WP -- Quick and PCB terminals

3. 1A -- Single pole normally open

1B -- Single pole normally closed

1C -- Single pole double throw

4. Blank -- Standard type

F -- Class F

5. Blank -- Open type

C -- Flux tight

V -- Sealed type

S -- Sealed type washable

C1 -- Flanged cover

C2 -- Flux tight cover without shroud

S2 -- Sealed type washable without shroud

6. Blank -- Standard type

B -- With insulation barrier

»» Contact Rating

Load type	1A	1B	1C
Resistive load	30A 240VAC	15A 240VAC	NC/NO:10A/20A 240VAC

»» Coil Rating (DC)

Rated voltage (V)	Rated current ±10 % at 23°C (mA)	Coil resistance ±10 % at 23°C (Ω)	Max. continuous voltage at 85°C	Pick up voltage(Max) at 23°C	Drop out voltage(Min) at 23°C	Power consumption at rated voltage
5	185	27	130 % of rated voltage	75 % of rated voltage	10 % of rated voltage	approx. 0.93W
6	150	40				
9	93	97				
12	77	155				
18	47	380				
24	36	660				
36	25	1,440				
48	19	2,560				
110	8	13,400				

»» Specification

Contact material	AgSnO alloy	
Contact resistance ⁽¹⁾	50mΩ Max. (1A/6VDC by 4 pipes mΩ meter)	
Operate time ⁽¹⁾	15 ms Max.	
Release time ⁽¹⁾	15 ms Max.	
Insulation resistance ⁽¹⁾	100 MΩ Min. (DC 500V)	
Dielectric strength ⁽¹⁾	Between open contact : 1500Vrms 50/60Hz 1 min.	
	Between contact and coil : 2000Vrms 50/60Hz 1min. : 2500Vrms 50/60Hz 1min.(Only for with insulation barrier)	
Vibration resistance	Operating extremes	10~55Hz, amplitude 1.5 mm
	Damage limits	10~55Hz, amplitude 1.5 mm
Shock resistance	Operating extremes	10G
	Damage limits	100G
Life expectancy	Mechanical	10,000,000 operations (frequency 18,000 operations/hr)
	Electrical	100,000 operations (frequency 1,800 operations/hr)
Operating ambient temperature	-55~+85°C (no freezing) ⁽²⁾	
Weight	Approx. 25.5g (P), 36g (W), 30g (WP)	

Note : (1) initial value (2) -55 ~ +105°C is available.

855A

»» Safety Approval

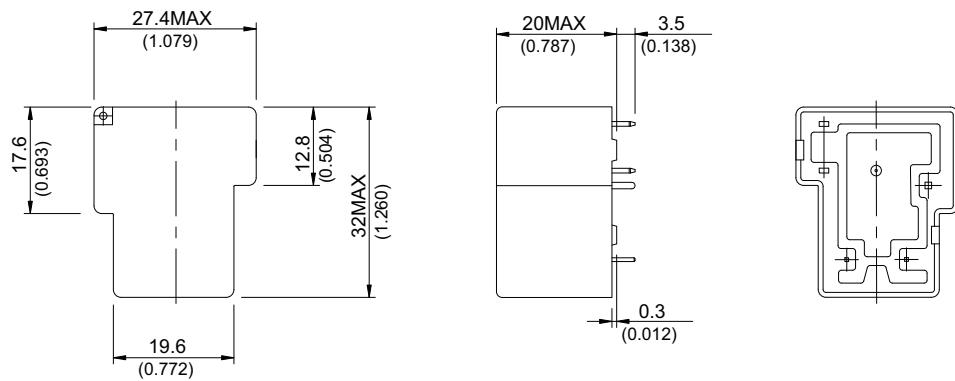
Certified	UL / CUL	TUV
File No.	E88991	R50057260

»» Safety Approval Rating

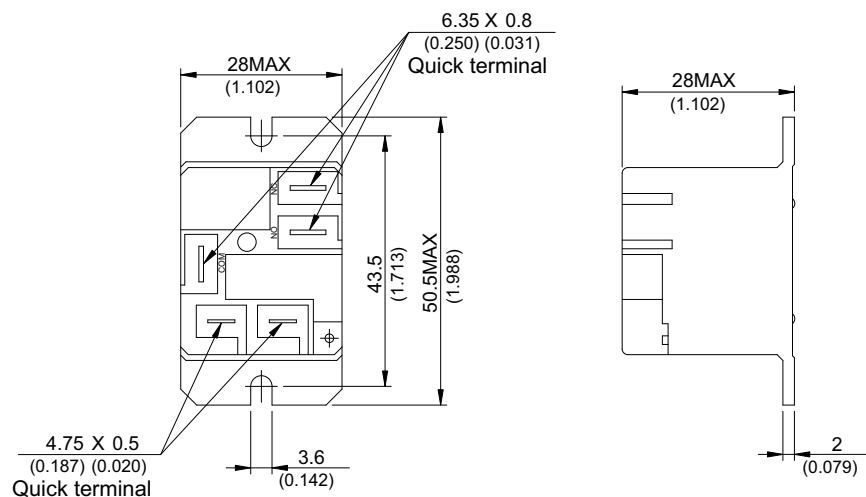
UL / CUL			TUV
1A	1B	1C	
30A 240VAC 20FLA/60LRA 240VAC TV-5	15A 240VAC/28VDC 10FLA/33LRA 240VAC	NO: 20A 240VAC/28VDC 20FLA/60LRA 240VAC TV-5 NC: 10A 240VAC/28VDC 10FLA/33LRA 240VAC	NO: 30A 250VAC NC: 15A 250VAC

»» Outline Dimensions

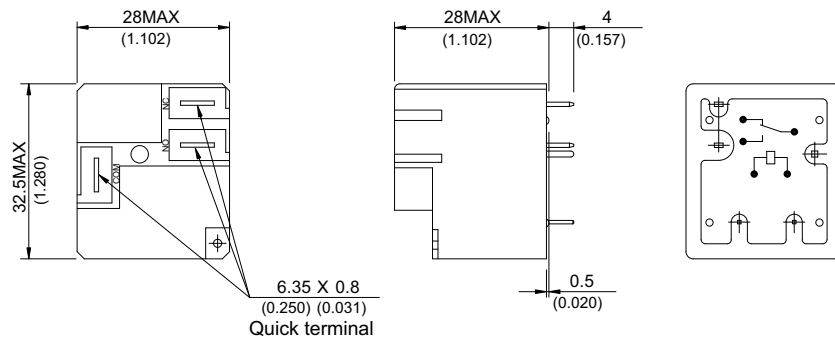
◆ 855AP



◆ 855AW

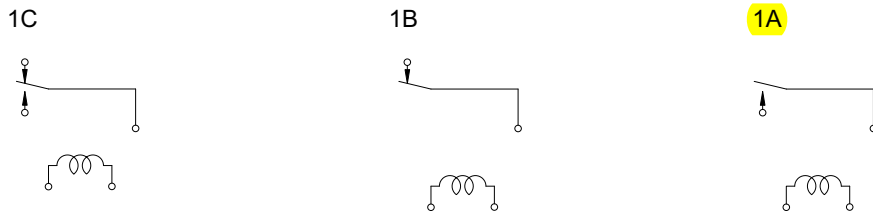


◆ 855AWP

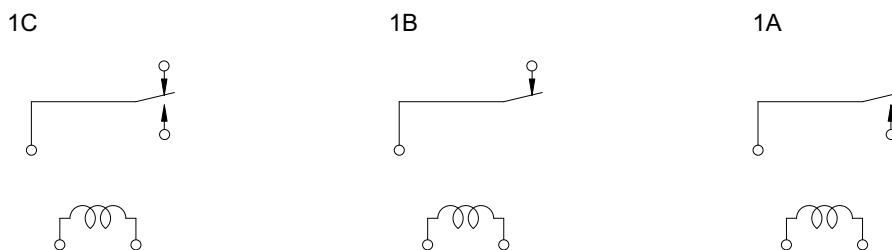


»» Wiring Diagram
BOTTOM VIEW

◆ 855AP/AWP

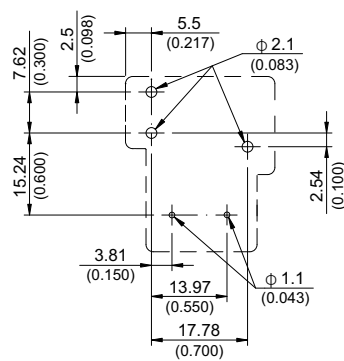


◆ 855AW

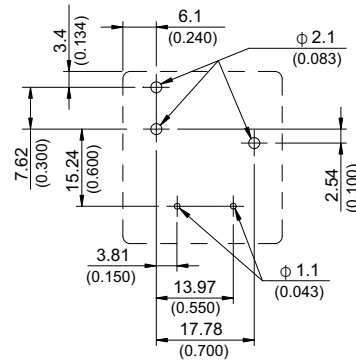


»» PC Board Layout
BOTTOM VIEW

◆ 855AP

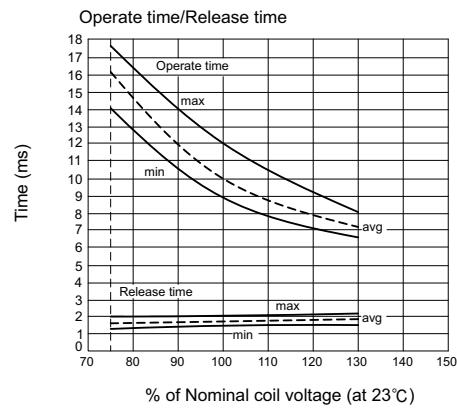
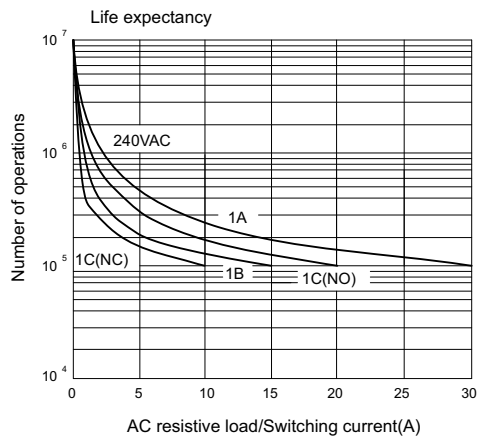
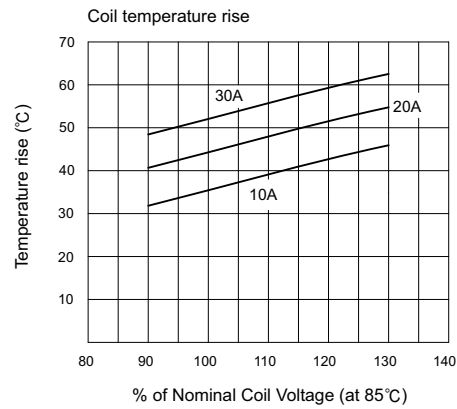
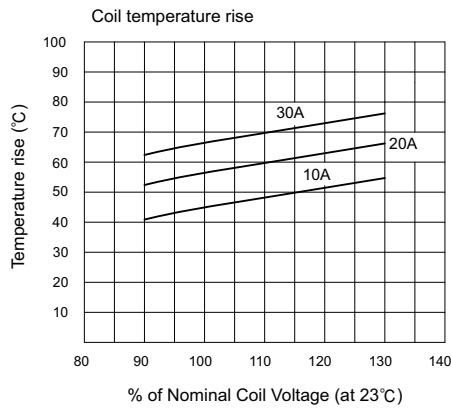


◆ 855AWP



855A

»» Engineering Data



Mouser Electronics

Authorized Distributor

Click to View Pricing, Inventory, Delivery & Lifecycle Information:

Song Chuan:

[855AW-1A-F-C1-12VDC](#) [855AWP-1A-C-24VDC](#) [855AW-1A-F-C1-48VDC](#) [855AW-1A-F-C1-24VDC](#)