





## PARTS LIST for SUPERMIGS 160/5 & 180/5 Only

Sealey Group  
Bury St. Edmunds,  
Suffolk.






01284 757500



01284 703534

Origin Date: 11/6/96  
Issue Date: 11/6/96  
Version No: 2  
Modified Date: 18/09/00



### COMBINED 160/5 & 180/5 Part No's

Item	Part No	Description
1	120/112079	Potentiometer
2	120/112125	Potentiometer Knob
6	120/122058	Switch Knob
14	120/152080	Fan Motor
15	120/153006	Wire Feed Motor
18	120/232105	Pressure Roll
19	120/312025	Fan Blade
20	120/322112	Cable Bushing
21	120/322126	Roll Support
22	120/322127	Torch Fix. Casing
23	120/322128	Pressure Roll bracket
24	120/322143	Ring Nut
25	120/322172	Spindle
26	120/322173	Reel Ring Nut
27	120/322174	Reel Handwheel
28	120/322201	Wheel
29	120/322245	Wheel
30	120/322248	Handle Rt. Casing
31	120/322249	Handle Lft. Casing
32	120/422257	Wire Feed Knob
33	120/422817	Support
34	120/422820	Swivel Support
35	120/432102	Gas Bottle Adaptor
36	120/452022	Spring
37	120/452065	Reel Spring
38	120/644056	Handle
39	120/644069	Back Panel
40	120/644176	Diaphragm
41	120/644606	Dracket for Bottle
43	120/650019	Chassis
44	120/650025	Cover
47	120/681092	Wheel Axle
49	120/722019	Wire Feed Roller
50	120/722119	Gauge Regulator
54	120/990097	Gas Hose
55	120/990251	Gear Kit

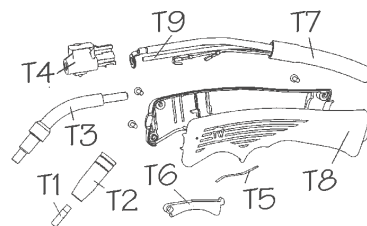
### PART No VARIANCE FOR 160/5

Item	Part No	Description
3	120/112185	Rectifier Protection
4	120/112241	Rectifier
5	120/114176	Regulation Card
7	120/122522	Thermostat
9	120/122616	Switch
10	120/122140	Control Lamp
12	LS/16	Work Cable
16	120/164139	Reactance
17	120/164343	Transforme, 230v
42	120/648411	Front Panel
45	120/655768	Side Panel
46	120/655769	Door
48	120/712133	Earth Clamp
51	120/742401	Torch

### PART No VARIANCE FOR 180/5

Item	Part No	Description
3	120/112183	Rectifier Protection
4	120/112227	Rectifier
5	120/114180	Regulation Card
7	120/122525	Thermostat
8	120/122527	Fuse 1.6A
9	120/122567	Switch
10	120/122654	Control Lamp
11	120/122690	Fuse Holder
12	LS/16	Work Cable
16	120/164145	Reactance
17	120/164750	Transforme, 230v
42	120/648460	Front Panel
45	120/655760	Side Panel
46	120/655761	Door
48	120/712130	Work Clamp
51	120/742405	Torch
56	120/990288	Reel Kit

### TORCH FOR MODELS: 160/5, 180/5.



### 160/5, 180/5. TORCH

Item	Part No	Description
---	120/742401	Torch Complete
T1	120/722415	Contact Tip
T2	120/722423	Conical Nozzle
T3	120/990277	Insulated Swan Neck
T4	120/990464	Torch Connection Assy
T5	120/452087	Contact Spring
T6	120/322295	Pushbutton
T7	120/742410	Cable Group
T8	120/990465	Complete Handle
T9	120/742412	Wire Guide Hose