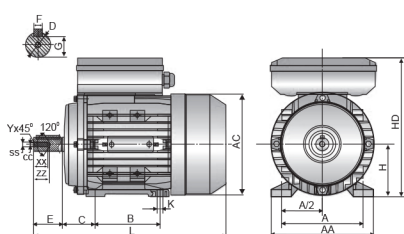


TCC

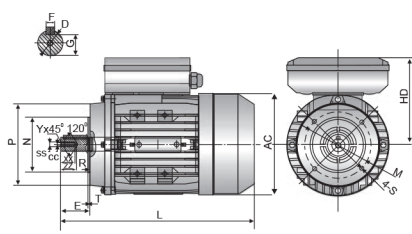
Series Aluminium Housing Single-Phase Multi-Mount Asynchronous Motor-Dual Capacitors

TCC aluminum multi-mount single phase dual capacitor asynchronous motors are manufactured to the latest design. All motors conform to IEC standards and offer a comprehensive range up to 3.7KW an aesthetically pleasing design with the flexibility of a multi-mount terminal box and available in all mounting configurations including B14B and B5R. They are suitable for applications where starting torque requirements are 1.8-2.5 times F.L.T.

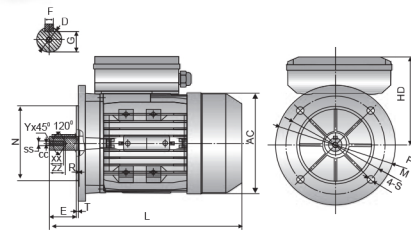
N.B.: it is recommended that single phase motors are not stop/started more than 15 times within a 1 hour period in order to allow safe discharge of capacitors.



IMB3



IMB14



IMB5

Overall & Installation Dimensions

Frame Size	Mounting Dimensions																		Overall Dimensions					Shaft End Screw Dimensions					
	A	B	C	D	E	F	G	H	K	IM B14						IM B5													
										M	N	P	R	S	T	M	N	P	R	S	T	AA	AC	AD	HD	L	SS	XX	ZZ
63	100	80	40	11	23	4	8.5	63	7X10	75	60	90	0	M5	2.5	115	95	140	0	φ 10	3.0	120	130	179	116	212	M4	10	15
71	112	90	45	14	30	5	11	71	7X10	85	70	105	0	M6	2.5	130	110	160	0	φ 10	3.5	132	145	194	123	255	M5	12	18
80	125	100	50	19	40	6	15.5	80	10X13	100	80	120	0	M6	3.0	165	130	200	0	φ 12	3.5	157	165	223	143	290	M6	16	22
90S	140	100	56	24	50	8	20	90	10X13	115	95	140	0	M8	3.0	165	130	200	0	φ 12	3.5	172	185	240	150	335	M8	20	25
90L	140	125	56	24	50	8	20	90	10X13	115	95	140	0	M8	3.0	165	130	200	0	φ 12	3.5	172	185	240	150	365	M8	20	25
100L	160	140	63	28	60	8	24	100	12X15	130	110	160	0	M8	3.5	215	180	250	0	φ 15	4.0	196	205	260	160	398/416	M10	22	28
112M	190	140	70	28	60	8	24	112	12X15	130	110	160	0	M8	3.5	215	180	250	0	φ 15	4.0	222	230	295	183	416	M10	22	28