

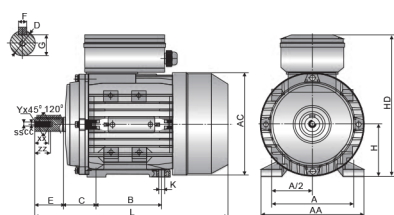
TPC

Series Aluminium Housing Single-Phase Multi-Mount Asynchronous Motor-Run Capacitor

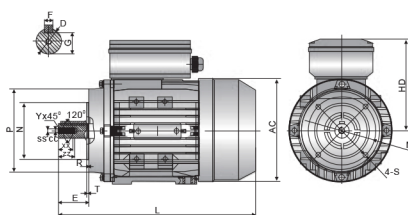
The TPC Aluminum multi-mount single phase permanent capacitor asynchronous motor adopts the same frame configurations as the TCC range with smaller terminal box arrangement and high resistance rotor.

The TPC range is suitable for most fan and square law torque applications. This range is suitable for Triac speed control and offers starting torque of 0.5-0.9 times F.L.T.

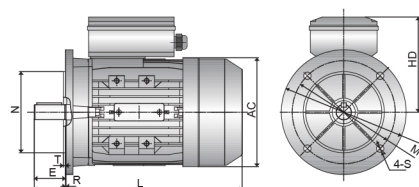
N.B.: it is recommended that single phase motors are not stopped / started more than 15 times in 1 hour in order to allow safe discharge of capacitors.



IMB3



IMB14



IMB5

Overall & Installation Dimensions

Frame Size	Mounting Dimensions																			Overall Dimensions					Shaft End Screw Dimensions				
	A	B	C	D	E	F	G	H	K	IM B14						IM B5													
										M	N	P	T	R	S	M	N	P	T	R	S	AA	AC	AD	HD	L	SS	XX	ZZ
56	90	71	36	φ9	20	3	7.2	56	5.8x8.8	φ65	φ50	φ80	2.5	0	M5	φ100	φ80	φ120	3.0	0	φ7	110	φ117	144	88	196	M3	9	12
63	100	80	40	φ11	23	4	8.5	63	7x10	φ75	φ60	φ90	2.5	0	M5	φ115	φ95	φ140	3.0	0	φ10	120	φ130	181	118	220	M4	10	14
71*	112	90	45	φ14	30	5	11	71	7x10	φ85	φ70	φ105	2.5	0	M6	φ130	φ110	φ160	3.5	0	φ10	132	φ147	196	125	241/255	M5	12	17
80	125	100	50	φ19	40	6	15.5	80	10x13	φ100	φ80	φ120	3.0	0	M6	φ165	φ130	φ200	3.5	0	φ12	160	φ163	226	146	290	M6	16	21
90S	140	100	56	φ24	50	8	20	90	10x13	φ115	φ95	φ140	3.0	0	M8	φ165	φ130	φ200	3.5	0	φ12	175	φ183	243	153	312	M8	19	25
90L	140	125	56	φ24	50	8	20	90	10x13	φ115	φ95	φ140	3.0	0	M8	φ165	φ130	φ200	3.5	0	φ12	175	φ183	243	153	337/367	M8	19	25
100L**	160	140	63	φ28	60	8	24	100	12x15	φ130	φ110	φ160	3.5	0	M8	φ215	φ180	φ250	4.0	0	φ15	198	φ205	265	165	369/387	M10	22	30

** This frame size has two housing sizes, the rated output is for normal "L" size, and increased output is for the large "L" size (refer to the figures in the bracket "()")